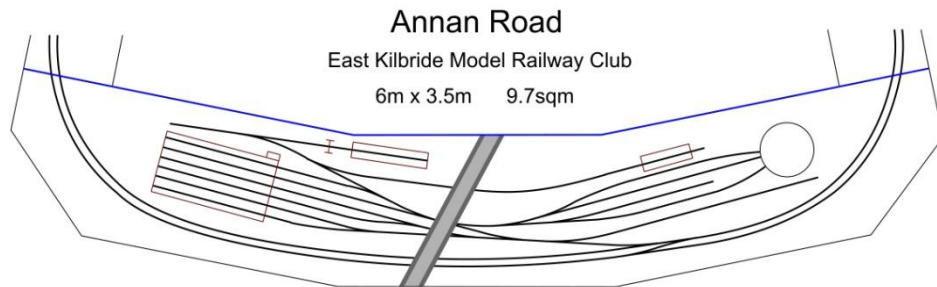


Annan Road

Annan Road is an OO gauge layout based on the former Glasgow and South Western Railway loco depot in Dumfries during the later days of steam on British Railways.


Six Operators are required



The club's layouts are presented briefly in this document. Fuller details can be found on our website www.eastkilbridemrc.co.uk.

We can be contacted at secretary@eastkilbridemrc.co.uk

Or via the Secretary: Jeff Hawkins, 82 Busby Road, Carmunnock, Glasgow, G76 9BJ
Telephone 0141 237 4225



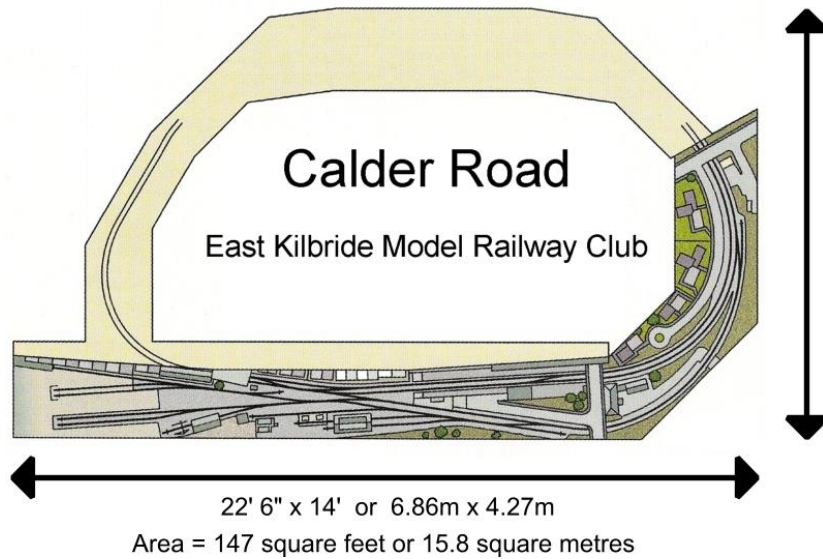
Calder Road

The club was formed back in 1970 and has, over the years, produced a number of award winning layouts in O, OO and N gauge. The club meets on Thursday nights in its club rooms within Calderglen Country Park, East Kilbride.

Calder Road

Calder Road is an OO scale layout, representing a little bit of railway on the fringes of an urban area in central Scotland where the railway has survived into the 21st century in spite of the general decline of the railway system.

Large Version – Continuous Run 6 Operators



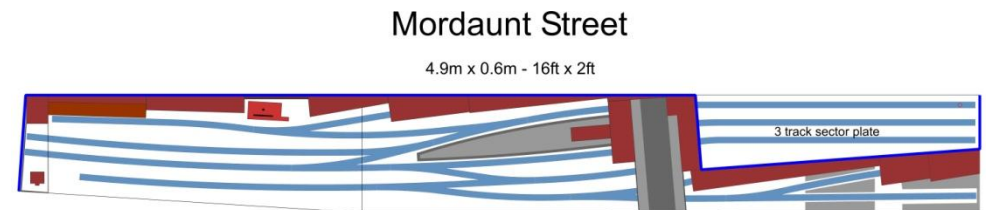
The layout can also be presented as a **Small Version** which is an End to End and comprises only the front boards. Layout Size 19ft x 3ft (5.8 x 0.92m), 4 Operators.



Mordaunt Street

Mordaunt Street is an O Gauge layout based in the south east of Glasgow. In the 19th century this part of Glasgow was heavily developed with a wide variety of industries and many of these were served by the railways. The model represents a fictitious station built to service the considerable number of workmen and women who commuted to the area each day. The building is based on the last remaining part of the old Caledonian Railway Hamilton Central Station.

It requires 4 operators.



STANLEY JUNCTION

This is our new N Gauge Layout which is on track to be completed in early 2018.

Stanley Junction is about 8 miles north of Perth on what was the Caledonian Railway's main line from Perth to Aberdeen via Forfar. It was an important junction where the Highland Railway main line to Inverness began. Our N gauge model shows the unusual track layout before the Caledonian line was partially closed in 1967 and then used only for freight as far as Forfar. It closed completely in 1982 leaving only the connection to the Highland line.

